

2017

2018-022

002774

2018 04

.....5
.....8
.....18
.....35
.....53
.....58
.....58
.....59
.....64
.....70
.....71
.....142

巨潮资讯
www.cninfo.com
中国证监会指定信息

		2017 1 1 12 31
		2017 1 1
		2017 12 31
HDB		

cninf 巨潮资讯 www.cninfo.com 中国证监会指定信息网站

			002774
	IFE Elevators Co., Ltd.		
	IFE Elevators		
	523660		
	523660		
	http://www.ifelift.com		
	ifezq@ifelift.com		

	0769-82078888	
	0769	

	91441900708017879M

	1 15

√ □

	5	2017 12 25	2017 3 24 2019 12 31

□ √

□ √

	2017	2016		2015
	749,025,499.92	782,291,010.98	-4.25%	747,290,062.47
	74,975,387.16	98,278,954.16	-23.71%	65,847,604.21
	58,013,919.37	88,898,055.46	-34.74%	57,388,122.85
	84,670,805.21	64,691,004.18	30.88%	71,577,957.48
/	0.2389	0.3914	-38.96%	0.2622
/	0.2389	0.3914	-38.96%	0.2622
	8.87%	23.44%	-14.57%	17.06%
	2017	2016		2015
	1,441,793,900.77	897,840,707.97	60.58%	857,545,677.17
	999,964,683.37	458,884,451.74	117.91%	404,099,755.53

cninf 巨潮资讯 www.cninfo.com 中国证监会指定信息

78	215,197,683.39
44	28,498,452.79

				kg	**(m/s)**
			Metis 6	Q≤1600	≤2.5
			METIS 6S	Q≤1600	≤2.5
			METIS-CR	Q≤1600	≤2.5
			METIS-CR1	Q≤1600	≤2.5
			Metis-HS	Q≤1350	3.0≤V≤5.0
			Metis-FL	Q≤1600	≤4.0
			JoyMore 6	Q≤2000	≤1.75
			JoyMore 7	Q ≤ 1050	≤1.75
			JoyMore-CR	Q ≤ 1600	≤ 1.75
			JoyMore-IV	Q≤1600	≤1.75
			JoyMore-HL	Q≤400	0.4
			Villux	Q≤400	0.4
			BuildingEye-ME	Q≤1600	≤2.5
			BuildingEye-JO	Q≤1600	≤1.75
			Vamb-ME	Q≤1600	≤1.75
			Vamb-JO	Q≤1600	≤1.75

cninfo 巨潮资讯 www.cninfo.com.cn 中国证监会指定信息网站

			Atlas-ME	Q ≤ 3200	≤1.0
			Atlas-JO	Q ≤ 2000	≤0.63
			ATLAS-	Q≤3000	≤ 1.0
			FPHVF-III	Q≤5000	≤0.63
			FPA	Q≤3000	≤0.63
			FPA-JO	Q≤3000	≤0.63
			TWJ	Q ≤ 300	0.4

				mm)	**/ (m)**
			GRACES-ID	600/800/1000	H≤10
			GRACES-III	600/800/1000	H≤10
			GRACES-HD	800/1000	H≤21.6
			GRACES-LD	800/1000	H≤12
	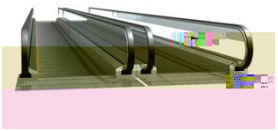		GRAVEYOR-ID	800/1000	L≤40.8
			GRAVEYOR-HD		L≤84

“ ” “

”

“ ”

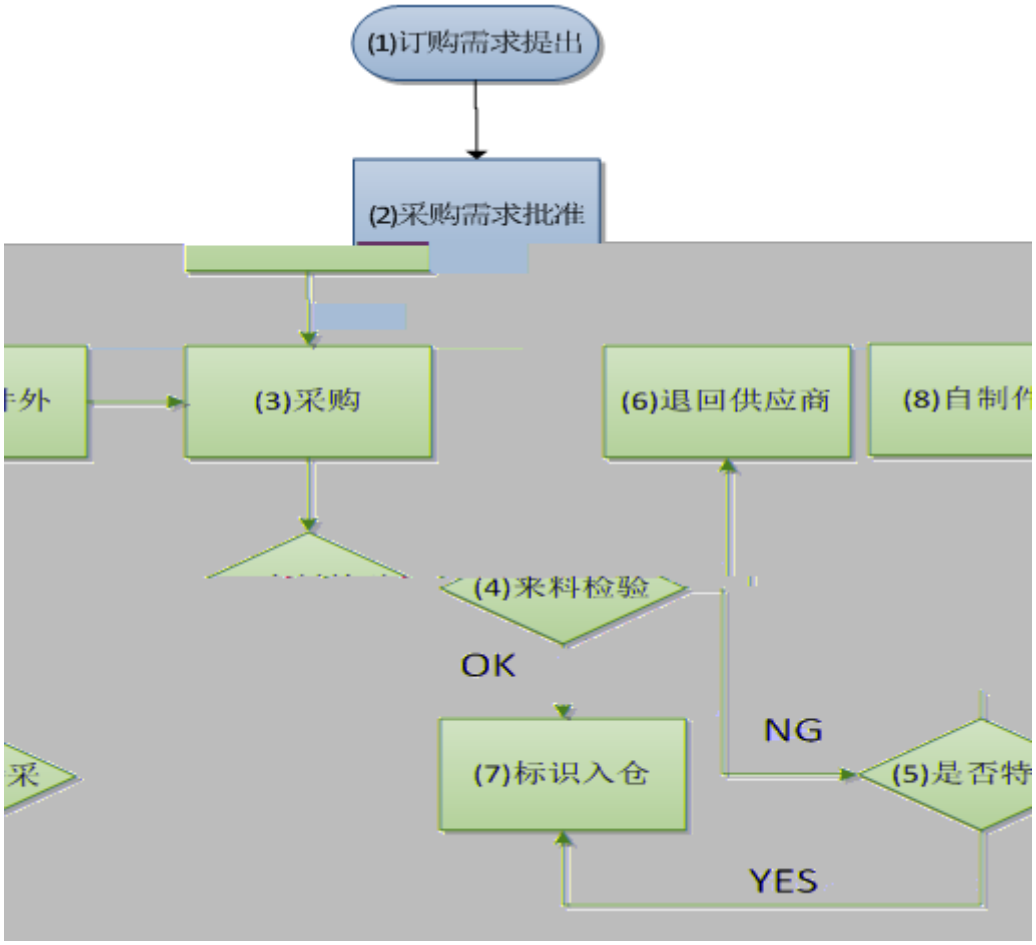
(1)订购需求提出
(2)采购需求批准
(3)采购
(6)退回供应商
(4)来料检验
OK
NG
(7)标识入仓
(5)是否特
YES

“ ”

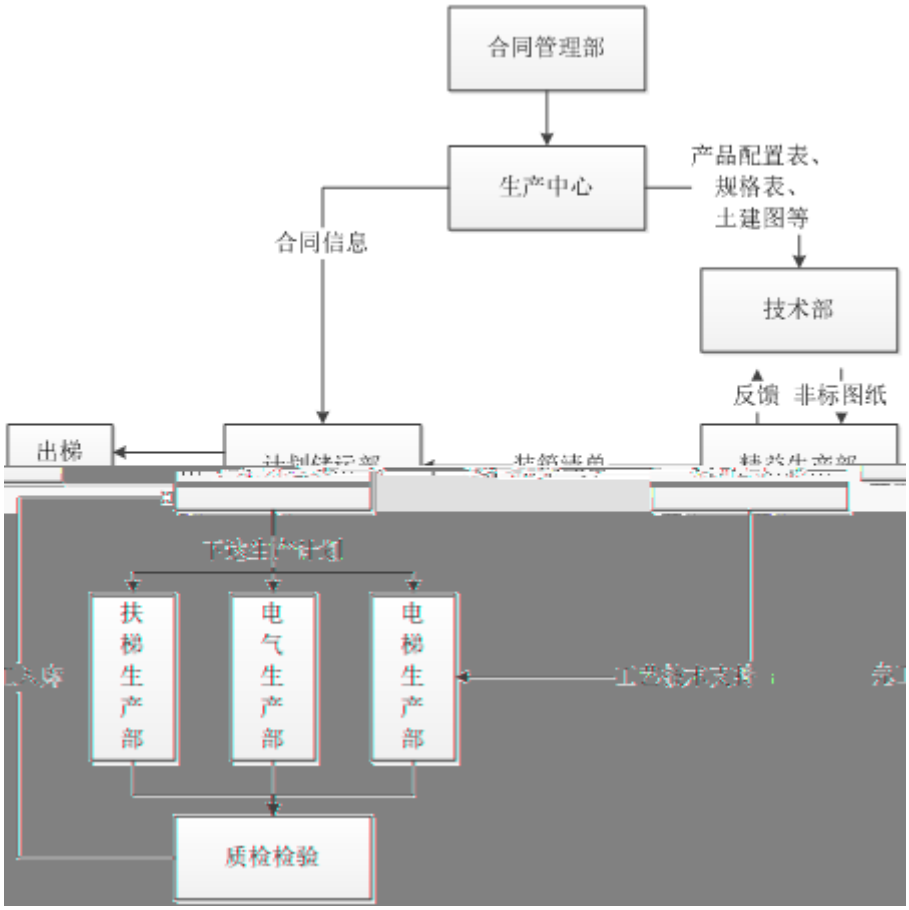
合同管理部
生产中心
产品配置表、
规格表、
土建图等
合同信息
技术部
反馈
非标图纸
出梯
扶梯生产部
电气生产部
电梯生产部
质检检验

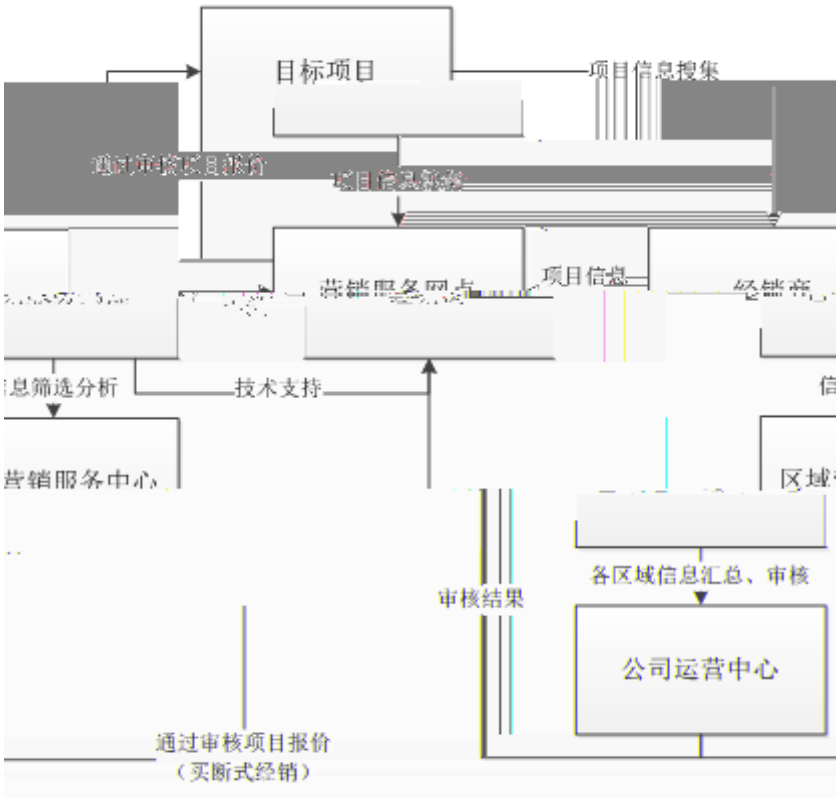
目标项目
项目信息搜集
项目信息
技术支持
各区域信息汇总、审核
审核结果
公司运营中心
通过审核项目报价
（买断式经销）

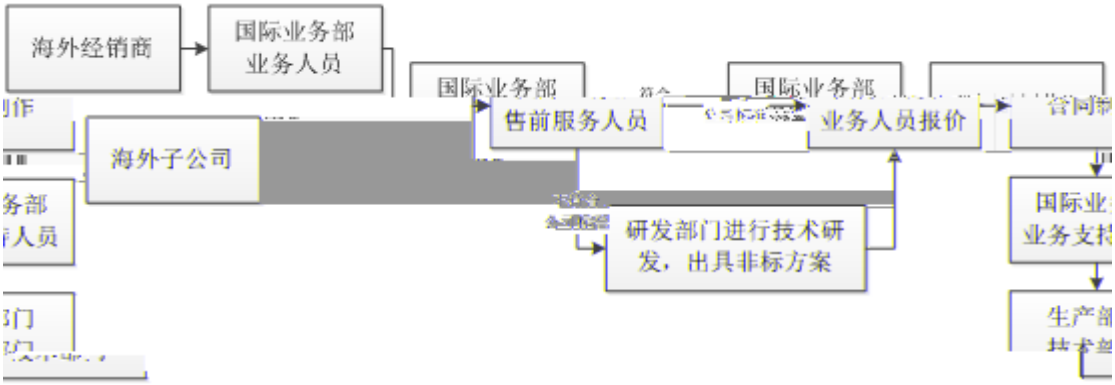
海外经销商
国际业务部
业务人员
海外子公司
售前服务人员
业务人员报价
研发部门进行技术研发，出具非标方案

“ ”

“ ”

“ ”

1

	4.41
	5,611.57 5586

2

□ √

cninf 巨潮资讯 www.cninfo.com 中国证监会指定信息

“ ” “

” “ ”

“

”

“ ”

“ ”

“ ”

“

“ ”

cninf 巨潮资讯 www.cninfo.com 中国证监会指定信息披露网站

2

2260.82
25 113 15
EI120 METIS-CRI
2000KG 4M/S CE 2000KG 2.5M/S CE 75KW
CE
84M

3

“ ”
ISO9001 2008 ISO14001 2004 OHSAS18001:2007

4

1

“ ” “ ”

2

1

2017	2016

	749,025,499.92	100%	782,291,010.98	100%	-4.25%
	745,116,567.60	99.48%	777,680,765.23	99.41%	-4.19%
	3,908,932.32	0.52%	4,610,245.75	0.59%	-15.21%
	568,905,148.27	75.95%	636,495,092.28	81.36%	-10.62%
	38,793,531.62	5.18%	32,010,078.53	4.09%	21.19%
	137,417,887.71	18.35%	109,175,594.42	13.96%	25.87%
	3,908,932.32	0.52%	4,610,245.75	0.59%	-15.21%
	22,428,409.29	2.99%	19,574,645.20	2.50%	14.58%
	17,337,614.54	2.31%	34,553,451.58	4.42%	-49.82%
	186,298,320.25	24.87%	199,076,819.82	25.45%	-6.42%
	172,492,004.02	23.03%	152,401,526.18	19.48%	13.18%
	25,477,689.16	3.40%	32,093,088.71	4.10%	-20.61%
	100,156,220.27	13.37%	80,761,016.41	10.32%	24.02%
	224,835,242.39	30.02%	263,830,463.08	33.73%	-14.78%

2 10%

√ □

	745,116,567.60	492,121,560.16	33.95%	-4.19%	1.24%	-3.54%
	568,905,148.27	358,901,295.24	36.91%	-10.62%	-6.17%	-3.00%
	137,417,887.71	99,417,742.66	27.65%	25.87%	26.41%	-0.31%
	520,281,325.21	349,285,664.29	32.87%	1.25%	6.19%	-3.12%
	224,835,242.39	142,835,895.87	36.47%	-14.78%	-9.12%	-3.96%

1

□ √

cninf 巨潮资讯 www.cninfo.com 中国证监会指定信息网站

3

√ □

8

	210,157,740.23
	28.20%
	0.00%

5

1	1	110,197,130.49	14.79%
2	2	30,194,951.84	4.05%
3	3	29,211,133.71	3.92%
4	4	24,303,523.38	3.26%
5	5	16,251,000.81	2.18%
	--	210,157,740.23	28.20%

□ √

	129,985,527.72
	34.07%
	0.00%

5

1	1	41,047,327.64	10.76%
2	2	28,275,741.99	7.41%
3	3	28,105,918.46	7.37%
4	4	16,284,259.28	4.27%
5	5	16,272,280.34	4.26%
	--	129,985,527.72	34.07%

□ √

3

	2017	2016		
	108,102,321.92	108,309,632.31	-0.19%	

cninf 巨潮资讯 www.cninfo.com 中国证监会指定信息

	68,441,481.84	64,885,462.24	5.48%	
	-1,340,381.78	-2,522,446.52	-46.86%	

	465,865,511.80	-45,748,001.00	-1,118.33%
	62,345,435.94	25,162,504.25	147.77%

√ □

□ √

□ √

1

	2017		2016			
	362,878,403.36	25.17%	304,916,566.77	33.96%	-8.79%	
	157,299,473.84	10.91%	145,459,941.90	16.20%	-5.29%	
	185,355,795.29	12.86%	187,732,775.55	20.91%	-8.05%	
	3,811,667.64	0.26%	2,341,246.29	0.26%	0.00%	
		0.00%		0.00%	0.00%	
	126,410,689.53	8.77%	132,830,539.94	14.79%	-6.02%	
	1,017,371.07	0.07%	713,791.00	0.08%	-0.01%	
	440,611,012.82	30.56%	0.00	0.00%	30.56%	
	56,115,725.00	3.89%	0.00	0.00%	3.89%	

2

□ √

cninfo 巨潮资讯 www.cninfo.com.cn 中国证监会指定信息披露网站

3

1

√ □

62,707,013.30	0.00	——

2

3

4

5

1

√ □

2017		46,159.86	3,530	3,530	0	0	0.00%	43,296.86		0
	--	46,159.86	3,530	3,530	0	0	0.00%	43,296.86	--	0
										[2017]239
					“ ” “ ”				A	83,700,000
				6.10	2017 3 21				A	83,700,000
				510,570,000.00						48,971,447.00
					461,598,553.00					
				[2017] 5-00006						
				2017		3,530				
				1,717.66	2017 3 28		2017 12 31			1,812.34
				2017				667	2017 12 31	

cninfo 巨潮资讯 www.cninfo.com 中国证监会指定信息披露网站

43,296.86

2017 9 29 2017 10

2

√ □

	( )		(1)		(2)	(3) (2)/(1)				
1		6,212.89	6,212.89	1,448.96	1,448.96	23.32%	2020 03 31			
2		9,630.96	9,630.96	152.96	152.96	1.59%	2020 03 31			

3

	2017 9 29 “ ” 428
	2017 9 29 “ ” 5,410.94 1,500
	2017 4 21 17,176,558.55
	2017 4 21 3.5

3

√ □

		(1)		(2)	(3)=(2)/(1)				
		4,706.5	1,704	1,704	36.21%	2018 03 31			
	--	4,706.5	1,704	1,704	--	--	0	--	--
( )			2017 9 29 2017 10 16 2017 “ ” 428 5,410.94 1,500 “ ” “ ” http://www.cninfo.com.cn 2017-056 2017-059 2017-068						
( )									

1

□ √

2 □ √

√ □

10%

			4,000,000	16,269,096.51	6,514,456.09	46,547,327.64	811,499.30	738,871.46
			28	5,682,428.22	-2,149,802.14	4,079,393.58	-503,433.29	-503,433.29
			10,000,000	51,864,899.03	4,382,451.57	0.00	-1,808,014.26	-1,808,014.26
			100	5,405,056.11	-1,152,442.50	3,006,154.10	-618,344.45	-528,627.71
			100	2,598,109.39	2,496,634.09	1,838,890.01	199,540.42	199,540.42
			100	8,994,185.90	3,867,597.23	2,897,379.48	-773,238.87	-728,623.65
			12,000,000	0.00	0.00	0.00	0.00	0.00
			110.81081	7,230,659.84	7,138,913.71	0.00	-1,089.48	-1,089.48

√ □

□ √

1

“ ”

“ ”

“ ”

巨潮资讯
www.cninfo.com
中国证监会指定信息

“ ”

cninf 巨潮资讯 www.cninfo.com 中国证监会指定信息

巨潮资讯
www.cninfo.com
中国证监会指定信息

1

□ √

√ □

3

2017	22,431,600.00	74,975,387.16	29.92%	0.00	0.00%
2016	0.00	98,278,954.16	0.00%	0.00	0.00%
2015	45,198,001.00	65,847,604.21	68.64%	0.00	0.00%

□ √

√ □

10	0
10	0.67
10	0
	334,800,000
	224,31,600

cninfo 巨潮资讯 www.cninfo.com 中国证监会指定信息披露网站

	205,754,281.58
	100%
	20

2017 334,800,000 10 0.67

22,431,600

1

√ □

	; ;			2017 03 24	2020-03-24	

	; ;		/ / / / / / / / "			
	; ; ; ; ;		" “ / / / / / / / /

1

1 1,000 2

2% 1 3

1 10

2

2 3

4

3

5 2 10

5

3

2

1

			30% 80% 1 2 2 3 5 20 1 10 2 3			

cninf 巨潮资讯 www.cninfo.com 中国证监会指定信息披露网站

			"			
			" / / = /	2017 03 24		
			" "	2017 03 24		

2

□ √

□ √

□ √

√ □

1.		6,406,623.92		3,734,305.04	

□ √

√ □

	0	0
	7,138,913.71	-1,089.48

巨潮资讯 www.cninfo.com 中国证监会指定信息

“ ”

	50
	8
	4

□ √

□ √

□ √

□ √

巨潮资讯
www.cninfo.com
中国证监会指定信息

( )			( )	( )	( )		
289.64 2017 1 16							2017 8 24 2017

2011 5 5

75

2016 1 7

425.44

94.50 2016 1 25 425.44

2016 12

21 2016

1973 982

110 2016 4 27

310.49

( )			( )	( )	( )		
2017 6 14 445.0459 2017 8 10 2017 1973 7543 7545 7550 7569 7802 7804 2017 10 31 3854470 200000 40482.26 4094952.26	409.5		2017 11 21 4914177.26			2017 03 14	http://www.cninfo.com.cn 2017 3 14

□ √

□ √

□ √

1

□ √

2

□ √

3

□ √

4

□ √

5

□ √

1

1

□ √

2

□ √

3

□ √

2

□ √

3

1

√ □

		28,000	14,000	0
		32,500	32,500	0
		2,000	2,000	0
		62,500	48,500	0

√ □

		6 51	13,000		2017 01 06	2017 03 29			4.30%	125.58	125.58	125.58				
		• •75	3,000		2017 01 04	2017 03 20			4.20%	25.89	25.89	25.89				
		6 60	9,000		2017 04 07	2017 06 27			4.35%	86.88	86.88	86.88				
		• •75	2,000		2017 04 06	2017 06 20			4.20%	17.26	17.26	17.26				
			3,000		2017 04 05	2017 06 29			4.40%	30.74	30.74	30.74				
		“ - ”	1,500		2017 06 28	2017 07 28			5.10%	6.29	6.29	6.29				



6

80

		“ •181 ”	3,000		2017 06 02	2017 11 30			3.20%	47.61	47.61	47.61				
		6 196 1	16,000		2017 06 02	2017 12 15			3.85%	330.78	330.78	330.78				
			8,000		2017 09 19	2018 01 17			4.10%	107.84	107.84	107.84				
		6 137 2	2,000		2017 09 14	2018 01 29			4.40%	33.03	33.03	33.03				
		“ • ”2017 1120	3,000		2017 12 07	2018 03 02			4.10%	28.64	28.64	28.64				
		3 2017 28 B	3,500		2017 12 08	2018 03 07			3.75%	32	32	32.00				
		6 90 28	16,000		2017 12 21	2018 03 21			4.70%	185.42	185.42	185.42				
		“ ” 1638	2,000		2017 09 28	2018 01 17			5.20%	31.91	31.91	31.91				
			129,000	--	--	--	--	--	--	1,907.62	1,805.9	--		--	--	--

□ √

2

□ √

4

□ √

1

2

,

3

□ √

√ □

巨潮资讯
www.cninfo.com
中国证监会指定信息

1

	251,100,000	100.00%						251,100,000	75.00%
3	251,100,000	100.00%						251,100,000	75.00%
	166,830,520	66.44%						166,830,520	49.83%
	84,269,480	33.56%						84,269,480	25.17%
			83,700,000				83,700,000	83,700,000	25.00%
1			83,700,000				83,700,000	83,700,000	25.00%
	251,100,000	100.00%	83,700,000	0	0	0	83,700,000	334,800,000	100.00%

√ □

√ □

“ ”

√ □

√ □

巨潮资讯 www.cninfo.com 中国证监会指定信息

□ √

2

□ √

1

√ □

· 3	1,111,000		1,111,000
	903,200		903,200
	519,400		519,400
	507,521		507,521
#	463,400		463,400
4	382,241		382,241
	350,000		350,000
	300,300		300,300
5	274,340		274,340
10 10 10			
10 4			

10 10

□ √

10 10

2

	/			
		2011 05 26	914419005764020618	

□ √

3

cninf 巨潮资讯 www.cninfo.com 中国证监会指定信息

	“ ”	
10		

□ √

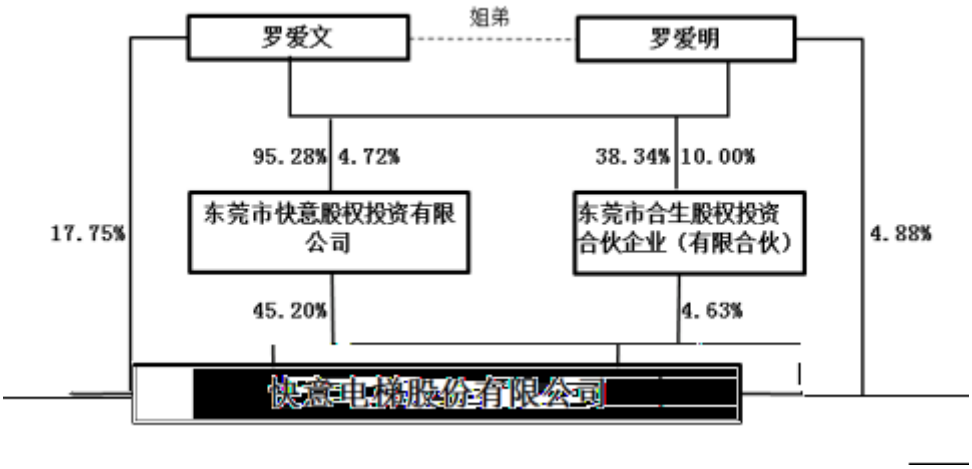
罗爱文
姐弟
罗爱明
95.28%
4.72%
38.34%
10.00%
17.75%
东莞市快意股权投资有限公司
东莞市合生股权投资合伙企业（有限合伙）
4.88%
45.20%
4.63%
快意电梯股份有限公司

□ √

4 10%

□ √

5

□ √

□ √

巨潮资讯
www.cninfo.com
中国证监会指定信息

				53	2012 06 06	2018 06 05	59,429,655	0	0	0	59,429,655
				45	2012 06 06	2018 06 05	16,322,078		0	0	16,322,078
				52	2012 06 06	2018 06 05	0	0	0	0	0
				46	2012 06 06	2018 06 05	0	0	0	0	0
				68	2015 06 05	2018 06 05	0	0	0	0	0
				52	2012 06 06	2018 05 29	0	0	0	0	0
				56	2012 06 01	2018 06 05	0	0	0	0	0
				62	2012 06 06	2018 06 05	4,280,492	0	0	0	4,280,492
				42	2012 06 06	2018 06 05	0	0	0	0	0
				48	2012 06 06	2018 06 05	0	0	0	0	0
	--	--	--	--	--	--	80,032,225	0	0	0	80,032,225

□ √

7







			53		65.69	
			45		59.58	
			52		44.18	
			68			
			46		5	
			52		42.38	
			48		27.57	
			56		14.12	
			42		31.55	
			62			
	--	--	--	--	290.07	--

□ √

1

	962
	447
	1,409
	1,409
	13
	257
	785
	255
	21
	91
	1,409

cninf 巨潮资讯 www.cninfo.com 中国证监会指定信息

	4
	179
	276
	581
	369
	1,409

2

3

“ ”

Ņ

ã °X9G} ”@ ^û Ó‴ 3ä"ã ƒ”wÑ«AÑ

”

□ √

ŕ فى ؿ ؽ ؾ

1

2017		100.00%	2017 02 08	2017 02 08	
2016		75.01%	2017 05 16	2017 05 17	2017 5 17 www.cninfo.com.cn 2016
2017		73.74%	2017 07 12	2017 07 13	2017 7 13 www.cninfo.com.cn 2017
2017		75.00%	2017 10 16	2017 10 17	2017 10 17 www.cninfo.com.cn 2017

2

□ √

1

	11	11	0	0	0		4
	11	11	0	0	0		4

2

□ √

3

√ □

□ √

1

□ √

2

	2018 04 24
	2017 2018 4 24 (www.cninfo.com.cn)
	100.00%
	100.00%

巨潮资讯 www.cninfo.com 中国证监会指定信息

	1

	2018 04 24
	2018 4 24 (www.cninfo.com.cn)

□ √

√ □

巨潮资讯 www.cninfo.com.cn 中国证监会指定信息披露网站

巨潮资讯
www.cninfo.com
中国证监会指定信息

	2018 04 20
	[2018] 5-00151

“ ”

“

”

“ ”

cninf 巨潮资讯 www.cninfo.com 中国证监会指定信息

巨潮资讯
www.cninfo.com
中国证监会指定信息

1

2017 12 31

	14,522,210.17	15,780,740.66
	12,640,261.70	19,781,355.75
	4,531,697.53	6,900,096.33
	1,088,243.90	
	394,632,439.15	393,601,906.76
	8,654,965.64	7,354,101.66
	37,400,562.21	38,438,315.25
	46,055,527.85	45,792,416.91
	440,687,967.00	439,394,323.67
	334,800,000.00	251,100,000.00

cninf 巨潮资讯 www.cninfo.com 中国证监会指定信息网站

	397,521,046.00	16,999,054.09

	34,689,202.59	29,328,495.20
	3,811,667.64	2,341,246.29
	126,311,751.85	132,691,314.75
	303,580.07	
	20,467,300.23	21,471,216.83
	919,308.96	944,324.16
	7,974,461.97	6,881,837.74
	56,115,725.00	
	250,592,998.31	193,658,434.97
	1,403,117,592.19	858,800,383.67
	17,604,492.57	22,106,264.60
	111,854,433.87	76,446,378.98
	219,674,943.62	242,918,444.86
	12,223,913.00	13,565,624.37
	12,029,683.23	18,912,943.58
	3,143,629.81	3,269,573.61
	986,397.95	

cninfo 巨潮资讯 www.cninfo.com 中国证监会指定信息网站

	377,517,494.05	377,219,230.00
	8,654,965.64	7,354,101.66
	330,366.77	563,566.73
	8,985,332.41	7,917,668.39
	386,502,826.46	385,136,898.39
	334,800,000.00	251,100,000.00
	397,521,046.00	16,999,054.09
	9,683,357.32	7,916,325.68
	52,590,836.35	44,894,610.66
	222,019,526.06	152,753,494.85
	1,016,614,765.73	473,663,485.28
	1,403,117,592.19	858,800,383.67

3

	749,025,499.92	782,291,010.98

巨潮资讯 www.cninfo.com 中国证监会指定信息

	749,025,499.92	782,291,010.98
	681,007,588.42	676,715,501.04
	492,314,898.52	486,269,938.74
	7,078,555.26	7,999,218.27
	108,102,321.92	108,309,632.31
	68,441,481.84	64,885,462.24
	-1,340,381.78	-2,522,446.52
	6,410,712.66	11,773,696.00
“ ”		
“ ”	12,894,898.95	6,457,287.68
“-”		
“-”	348,065.00	-2,052.99
	6,406,623.92	
“ ”	87,667,499.37	112,030,744.63
	992,641.88	5,488,913.96
	568,281.00	818,532.45
“ ”	88,091,860.25	116,701,126.14
	13,224,729.25	18,434,811.78
“ ”	74,867,131.00	98,266,314.36
“ ”	74,867,131.00	98,266,314.36
“ ”		
	74,975,387.16	98,278,954.16

巨潮资讯 www.cninfo.com 中国证监会指定信息

	-108,256.16	-12,639.80
	115,820.92	31,425.92
	115,820.92	31,425.92
1.		
2.		
	115,820.92	31,425.92
1.		
2.		
3.		
4.		
5.	115,820.92	31,425.92
6.		
	74,982,951.92	98,297,740.28
	75,091,208.08	98,310,380.08
	-108,256.16	-12,639.80
	0.2389	0.3914
	0.2389	0.3914

4

	719,381,663.34	755,784,885.86
	467,540,120.81	463,734,886.19
	5,393,234.90	6,389,009.58
	105,472,193.23	104,747,904.40
	65,352,657.67	60,507,826.02
	-1,601,494.76	-2,582,651.39

cninfo 巨潮资讯 www.cninfo.com 中国证监会指定信息网站

	6,245,656.89	11,153,074.09
“ ”		
“ ”	12,894,898.95	6,457,287.68
“-”	348,065.00	-2,052.99
	5,602,070.84	
“ ”	89,824,329.39	118,290,071.66
	810,221.07	4,658,898.99
	568,278.54	746,760.00
“ ”	90,066,271.92	

	767,961,129.75	840,898,260.66
	3,623,926.09	4,896,945.08
	24,930,483.11	12,575,229.43
	796,515,538.95	858,370,435.17
	431,180,032.46	516,939,791.60
	114,021,882.21	104,035,838.98
	36,264,493.36	33,030,564.45
	130,378,325.71	139,673,235.96
	711,844,733.74	793,679,430.99
	84,670,805.21	64,691,004.18
	850,000,000.00	1,015,000,000.00
	12,894,898.95	6,457,287.68
	1,875,859.86	
	864,770,758.81	1,021,457,287.68

cninf 巨潮资讯 www.cninfo.com 中国证监会指定信息

	62,383,687.88	3,418,591.14
	1,290,000,000.00	1,015,000,000.00
	1,352,383,687.88	1,018,418,591.14
	-487,612,929.07	3,038,696.54
	475,559,954.00	
	1,687,574.00	
	475,559,954.00	
		45,198,001.00
	9,694,442.20	550,000.00
	9,694,442.20	45,748,001.00
	465,865,511.80	-45,748,001.00
	-577,952.00	3,180,804.53
	62,345,435.94	25,162,504.25
	299,791,193.94	274,628,689.69
	362,136,629.88	299,791,193.94

6

	735,964,682.27	823,887,290.61
	3,623,926.09	4,896,945.08
	24,076,129.30	7,520,291.54
	763,664,737.66	836,304,527.23
	438,183,095.25	525,734,888.63

cninf 巨潮资讯 www.cninfo.com 中国证监会指定信息网站

	81,282,394.29	69,750,386.48
	32,031,485.51	28,964,695.23
	128,069,099.27	149,218,627.96
	679,566,074.32	773,668,598.30
	84,098,663.34	62,635,928.93
	850,000,000.00	1,015,000,000.00
	12,894,898.95	6,457,287.68
	1,875,859.86	
	864,770,758.81	1,021,457,287.68
	62,367,148.31	3,085,498.96
	1,290,000,000.00	1,015,000,000.00
	5,360,707.39	
	1,357,727,855.70	1,018,085,498.96
	-492,957,096.89	3,371,788.72
	473,872,380.00	
	473,872,380.00	
Ա Ա ԽԽՖ Ֆ		

7

	251,100,000.00				16,999,054.09		-500,658.80	7,916,325.68	44,894,610.66		138,475,120.11	-438,067.44	458,446,384.30
	251,100,000.00				16,999,054.09		-500,658.80	7,916,325.68	44,894,610.66		138,475,120.11	-438,067.44	458,446,384.30
“ ”	83,700,000.00				380,521,991.91		115,820.92	1,767,031.64	7,696,225.69		67,279,161.47	1,579,317.84	542,659,549.47
							115,820.92				74,975,387.16	-108,256.16	74,982,951.92
	83,700,000.00				380,521,991.91							1,687,574.00	465,909,565.91
1	83,700,000.00				380,521,991.91							1,687,574.00	465,909,565.91

4													
									7,696,225.69		-7,696,225.69		
1									7,696,225.69		-7,696,225.69		
2													
3													
4													
1													
2													
3													
4													
								1,767,031.64					1,767,031.64
1								2,242,878.60					2,242,878.60
2								475,846.96					475,846.96
	334,800,000.00				397,521,046.00		-384,837.88	9,683,357.32	52,590,836.35		205,754,281.58	1,141,250.40	1,001,105,933.77

	251,100,000.00				16,999,054.09		-532,084.72	6,244,008.55	34,500,062.10		95,788,715.51	-425,427.63	403,674,327.90
	251,100,000.00				16,999,054.09		-532,084.72	6,244,008.55	34,500,062.10		95,788,715.51	-425,427.63	403,674,327.90
“ ”							31,425.92	1,672,317.13	10,394,548.56		42,686,404.60	-12,639.81	54,772,056.40
							31,425.92				98,278,954.16	-12,639.81	98,297,740.27
1													
2													
3													
4													
									10,394,548.56		-55,592,549.56		-45,198,001.00

1									10,394,548.56		-10,394,548.56		
2													
3											-45,198,001.00		-45,198,001.00
4													
1													
2													
3													
4													
								1,672,317.13					1,672,317.13
1								2,163,570.92					2,163,570.92
2								491,253.79					491,253.79
	251,100,000.00				16,999,054.09		-500,658.80	7,916,325.68	44,894,610.66		138,475,120.11	-438,067.44	458,446,384.30

cninf 巨潮资讯 www.cninfo.com.cn 中国证监会指定信息披露网站

8

	251,100,000.00				16,999,054.09			7,916,325.68	44,894,610.66	152,753,494.85	473,663,485.28
	251,100,000.00				16,999,054.09			7,916,325.68	44,894,610.66	152,753,494.85	473,663,485.28
“ ”	83,700,000.00				380,521,991.91			1,767,031.64	7,696,225.69	69,266,031.21	542,951,280.45
										76,962,256.90	76,962,256.90
	83,700,000.00				380,521,991.91						464,221,991.91

1

2

	251,100,000.00				16,999,054.09			6,244,008.55	34,500,062.10	104,400,558.85	413,243,683.59

											2017
3											
1											
2											
3											
4											
							1,672,317.13			1,672,317.13	
1											

“ ” “ ”

“ ”

“ ”

1

“ ”

2

1

2

cninf
巨潮资讯
www.cninfo.com
中国证监会指定信息

3

4

5

6

“ ”

巨潮资讯
www.cninfo.com
中国证监会指定信息

7

8

9

“ ”

10

11

1

	100 50

2

cninf 巨潮资讯 www.cninfo.com 中国证监会指定信息

√ □

1 1	5.00%	5.00%
1 2	10.00%	10.00%
2 3	30.00%	30.00%
3 4	50.00%	50.00%
4 5	80.00%	80.00%
5	100.00%	100.00%

□ √

□ √

3

12

cninf 巨潮资讯 www.cninfo.com 中国证监会指定信息

13

14

—

——

2

		20-25	5%	3.8%-4.75%
		10-15	5%	6.33%-9.5%
		5-10	5%	9.5%-19%

19

20

21

1

2

22

巨潮资讯
www.cninfo.com
中国证监会指定信息

23

24

1

2

3

4

25

cninf 巨潮资讯 www.cninfo.com 中国证监会指定信息披露网站

29

1

2

30 /

巨潮资讯
www.cninfo.com
中国证监会指定信息

31

1

2

32

33

1

√ □

2017 16 —— 2017 6 12 2017 1 1 2017 1 1		

1.		6,406,623.92		3,734,305.04	
2.		348,065.00	-2,052.99		2,052.99

巨潮资讯 www.cninfo.com 中国证监会指定信息

2

□ √

1

		17% 12% 11% 10%
		5%
		15% 25% 28% 16.5%

	25%
	0%
	25%
	28%
	1%
	16.5%
	25%
	500 25% 500 30%

2

1

	91,025.80	98,907.49
	358,508,944.02	292,605,804.14

巨潮资讯 www.cninfo.com 中国证监会指定信息

	4,278,433.54	12,211,855.14
	362,878,403.36	304,916,566.77

2

1

	660,000.00	
	660,000.00	

3

1

	19,613,137.62	9.79%	12,355,528.42	63.00%	7,257,609.20	16,369,127.50	8.96%	10,795,290.00	65.95%	5,573,837.50
	168,523,256.80	84.09%	22,945,290.99	13.62%	145,577,965.81	158,525,780.14	86.75%	22,313,027.61	14.08%	136,212,752.50
	12,273,329.67	6.12%	7,809,430.84	63.63%	4,463,898.83	7,850,992.38	4.29%	4,177,640.51	53.21%	3,673,351.90
	200,409,724.09	100.00%	43,110,250.25	21.51%	157,299,473.84	182,745,900.02	100.00%	37,285,958.12	20.40%	145,459,941.90

√ □

cninf 巨潮资讯 www.cninfo.com 中国证监会指定信息

√ □

1			
	119,238,798.89	5,961,939.94	5.00%
1	119,238,798.89	5,961,939.94	5.00%
1 2	22,676,156.62	2,267,615.66	10.00%
2 3	11,615,709.60	3,484,712.88	30.00%
3	14,992,591.69	11,231,022.51	74.91%
3 4	4,550,074.87	2,275,037.43	50.00%
4 5	7,432,658.68	5,946,126.94	80.00%
5	3,009,858.14	3,009,858.14	100.00%
	168,523,256.80	22,945,290.99	

□ √

2

5,923,659.72 132,892.20

3

	232,259.70

巨潮资讯 www.cninfo.com 中国证监会指定信息

		110,750.00			
		33,000.00			
		32,170.00			
		28,222.20			
		20,000.00			
	--	224,142.20	--	--	--

4

		(%)	
	9,804,219.03	4.89	490,210.95
	6,575,790.00	3.28	328,789.50
	6,447,632.00	3.22	3,223,816.00
Delhi Metro Rail Corporatin	6,212,671.62	3.10	310,633.58
	5,688,242.20	2.84	284,412.11
	34,728,554.85	17.33	4,637,862.14

4

1

1	3,993,907.48	62.33%	14,042,397.96	98.11%
1 2	2,412,784.30	37.65%	269,846.33	

2

		(%)
Cranex Limited	2,411,664.60	37.64
	290,100.00	4.53
	264,819.06	4.13
(	254,200.00	3.97
	212,000.00	3.31
	3,432,783.66	53.58

5

1



	22,311,680.32	4,548,963.85	

□ √

√ □

		%			%	
	1,703,605.61	6.83		7,502,921.50	23.36	
	1,703,605.61	6.83		7,502,921.50	23.36	

2

264,951.71 0.00

3

	164,792.00

		100,000.00			
		40,000.00			
		20,000.00			
	--	160,000.00	--	--	--

4

	19,586,370.28	23,374,383.90
	3,549,132.45	5,379,757.62
		2,531,792.39

巨潮资讯 www.cninfo.com 中国证监会指定信息

	1,801,599.56	837,474.71
	24,937,102.29	32,123,408.62

5

		2,415,000.00	1-2	9.68%	241,500.00
		1,962,000.00	1-2	7.87%	196,200.00
		1,030,000.00	1-2	4.13%	103,000.00
		1,012,627.00	5	4.06%	1,012,627.00
		982,590.00	1-4	3.94%	367,295.00
	--	7,402,217.00	--	29.68%	1,920,622.00

6

1

7

	440,000,000.00	
	22,201.26	
	540,715.93	
	20,245.63	
	27,850.00	
	440,611,012.82	

8

1

√ □

1.	8,880,536.78	2,116,637.92		10,997,174.70
2.	2,126,598.07			2,126,598.07
1				
2 \ \	2,126,598.07			2,126,598.07
3				
3.				
1				
2				
4.	11,007,134.85	2,116,637.92		13,123,772.77
1.	7,931,244.49	724,683.92		8,655,928.41
2.	612,044.47	44,132.25		656,176.72
1	149,206.11	44,132.25		193,338.36
2	462,838.36			462,838.36
3.				
1				
2				

cninf 巨潮资讯 www.cninfo.com 中国证监会指定信息

4.	8,543,288.96	768,816.17		9,312,105.13
1.				
2.				
1				
3				
1				
2				
4.				
1.	2,463,845.89	1,347,821.75		3,811,667.64
2.	949,292.29	1,391,954.00		2,341,246.29

2 √

3

9

1

1.	143,311,501.81	36,581,787.16	10,559,452.12	8,853,097.32	931,699.88	200,237,538.29
2.	2,028,887.41	2,030,903.17	1,246,508.38	423,175.25	874,379.33	6,603,853.54
1	2,028,887.41	2,030,903.17	1,246,508.38	423,175.25	874,379.33	6,603,853.54
2						
3						
3.	2,592,375.07	863,376.41	886,519.47	415,612.55	382,634.50	5,140,518.00
1	465,777.00	863,376.41	886,519.47	415,612.55	382,634.50	3,013,919.93
2	2,126,598.07					2,126,598.07
4.	142,748,014.15	37,749,313.92	10,919,441.03	8,860,660.02	1,423,444.71	201,700,873.83
1.	34,729,166.75	18,003,598.52	5,769,052.06	7,987,185.13	917,995.89	67,406,998.35
2.	7,013,477.20	2,389,417.99	758,684.92	551,537.21	79,018.44	10,792,135.76

cninfo 巨潮资讯 www.cninfo.com 中国证监会指定信息披露网站

1	7,013,477.20	2,389,417.99	758,684.92	551,537.21	79,018.44	10,792,135.76
3.	540,273.76	780,235.41	813,261.37	398,867.29	376,311.98	2,908,949.81
1	77,435.40	2,389,417.99	758,684.92	551,537.21	79,018.44	2,446,111.45
2	462,838.36					462,838.36
4.	41,202,370.19	19,612,781.10	5,714,475.61	8,139,855.05	620,702.35	75,290,184.30
1.						
2.						
1						
3.						
1						
4.						
1.	101,545,643.96	18,136,532.82	5,204,965.42	720,804.97	802,742.36	126,410,689.53
2.	108,582,335.06	18,578,188.64	4,790,400.06	865,912.19	13,703.99	132,830,539.94

10

1

	713,791.00		713,791.00	713,791.00		713,791.00

	296,842,800.00	713,791.00	303,580.07			1,017,371.07	--	--				

1.	69,566,316.90			2,048,314.98	71,614,631.88
2.	71,237,846.37			2,491,867.82	73,729,714.19

12

	944,324.16		25,015.20		919,308.96
	944,324.16		25,015.20		919,308.96

13 /

1

	45,061,685.69	6,814,610.05	38,979,821.86	5,892,473.80
	975,789.66	243,947.41	975,789.66	243,947.41
	8,654,965.64	1,298,244.85	7,354,101.67	1,103,115.25
	199,948.89	49,987.22	194,059.15	48,514.79
	54,892,389.88	8,406,789.53	47,503,772.34	7,288,051.25

14

15

	17,604,492.57	22,106,264.60
	17,604,492.57	22,106,264.60

16

1

1 1	105,873,588.67	73,933,951.69
1	6,073,887.72	792,221.71
	111,947,476.39	74,726,173.40

17

1

1 1	180,401,343.70	181,400,025.36
1	51,896,713.19	72,907,250.66
	232,298,056.89	254,307,276.02

2 1

	5,698,000.00	
	5,106,500.00	
	4,024,283.40	
	2,518,209.80	
LOKHANDWALA BUILDERS INTERNATIONAL LLC	2,252,704.30	
	19,599,697.50	--

cninf 巨潮资讯 www.cninfo.com 中国证监会指定信息网站

18

1

	15,651,260.42	106,273,158.33	107,602,157.47	14,322,261.28
-	129,480.24	6,490,193.39	6,419,724.74	199,948.89
	15,780,740.66	112,763,351.72	114,021,882.21	14,522,210.17

2

1	15,651,260.42	96,929,643.30	98,258,642.44	14,322,261.28
2		4,873,816.42	4,873,816.42	

	556,495.86	1,223,836.42
	626,087.07	886,547.50
	180,761.45	180,302.93
	8,808.74	75,160.72
	12,640,261.70	19,781,355.75

20

1

	2,679,978.81	2,840,177.10
	1,851,718.72	4,059,919.23
	4,531,697.53	6,900,096.33

21

	1,088,243.90	
	1,088,243.90	

22

	8,654,965.64	7,354,101.66	
	8,654,965.64	7,354,101.66	--

23

	38,438,315.25				

								/
	37,874,748.52			804,553.08			37,070,195.44	
	563,566.73			233,199.96			330,366.77	
	38,438,315.25			1,037,753.04			37,400,562.21	--

“ ”

“ ”

24

		+ —					
	251,100,000.00	83,700,000.00				83,700,000.00	334,800,000.00

“ ”

25

	16,999,054.09	380,521,991.91		397,521,046.00
	16,999,054.09	380,521,991.91		397,521,046.00

“ ”

cninf 巨潮资讯 www.cninfo.com 中国证监会指定信息网站

26

30

	745,116,567.60	492,121,560.16	777,680,765.23	486,092,796.10
	3,908,932.32	193,338.36	4,610,245.75	177,142.64
	749,025,499.92	492,314,898.52	782,291,010.98	486,269,938.74

31

	2,017,300.00	2,323,856.51
	2,004,533.52	2,301,850.46
	775,400.77	861,685.44
	1,979,539.51	1,332,304.24
	90.00	
	301,691.46	99,167.77
		1,080,353.85
	7,078,555.26	7,999,218.27

32

	6,728,095.03	6,758,412.86
	2,526,206.62	2,440,053.48
	413,606.91	446,277.27
	2,316,657.70	4,096,391.93
	10,773,913.60	13,391,347.20
	20,004,055.13	18,641,029.24
	832,525.92	801,903.49
	3,170,447.93	

33

	650,003.10	425,660.72
	16,887,564.53	15,487,484.59
	6,761,705.46	4,618,306.58
	2,242,878.60	2,156,068.92
	1,796,576.91	1,758,301.91
	1,816,745.88	2,196,598.26
		1,785,257.36
	2,210,601.23	2,202,737.51
	22,608,225.92	24,190,358.41
	13,467,180.21	10,064,687.98
	68,441,481.84	64,885,462.24

34

	2,465,679.55	797,366.05
	477,413.94	-2,434,906.42
	647,883.83	709,825.95
	-1,340,381.78	-2,522,446.52

35

	6,410,712.66	11,773,696.00
	6,410,712.66	11,773,696.00

36

	12,894,898.95	6,457,287.68
	12,894,898.95	6,457,287.68

cninf 巨潮资讯 www.cninfo.com 中国证监会指定信息网站

37

\ \ \	348,065.00	-2,052.99
	348,065.00	-2,052.99

38

	6,406,623.92	
	6,406,623.92	

39

	470,602.14	4,984,305.04	470,602.14
	522,039.74	504,608.92	522,039.74
	992,641.88	5,488,913.96	992,641.88

								/
							233,199.96	
							804,553.08	
						470,602.14	3,946,552.00	
	--	--	--	--	--	470,602.14	4,984,305.04	--

40

	163,361.77		163,361.77
		20,560.00	
	404,919.23	797,972.45	404,919.23
	568,281.00	818,532.45	568,281.00

cninf 巨潮资讯 www.cninfo.com 中国证监会指定信息网站

41

1

	14,343,467.53	20,402,917.15
	-1,118,738.28	-1,968,105.37
	13,224,729.25	18,434,811.78

2

	88,091,860.25
/	13,213,779.04
	477,596.76
	531,155.33
	-997,801.88
	13,224,729.25

42

43

1

	5,839,473.02	4,179,751.96
	2,465,679.55	797,366.05
	3,366,151.85	1,357,832.21
	13,259,178.69	6,240,279.21
	24,930,483.11	12,575,229.43

cninf 巨潮资讯 www.cninfo.com 中国证监会指定信息网站

2

	13,319,578.06	11,096,831.04
	902,845.80	765,507.61
	1,907,258.87	3,089,938.77
	14,354,995.03	14,003,141.11

	2,210,601.23	2,210,327.92
	25,015.20	25,015.20
“ ”	-348,065.00	
“ ”	163,361.77	
“ ”	477,413.94	-2,434,906.42
“ ”	-12,894,898.95	-6,457,287.68
“ ”	-1,118,738.28	-1,968,105.37
“ ”	2,376,980.26	-11,600,009.90
“ ”	-1,509,695.01	-23,943,688.86
“ ”	2,063,033.71	-14,434,589.22
	1,155,816.92	2,333,211.56
	84,670,805.21	64,691,004.18
2	--	--
3	--	--
	362,136,629.88	299,791,193.94
	299,791,193.94	274,628,689.69
	62,345,435.94	25,162,504.25

2

3

4

	362,136,629.88	299,791,193.94
	91,025.80	98,907.49
	358,508,944.02	292,605,804.14
	3,536,660.06	7,086,482.31
	362,136,629.88	299,791,193.94

45

1

cninfo 巨潮资讯 www.cninfo.com 中国证监会指定信息网站

	2,766,952.79	6.5342	18,079,822.92
	1,819,238.06	0.8359	1,520,701.09
	3,434,898.30	4.8831	16,772,951.89
	638,212.06	1.7790	1,135,366.22
	27,740,693.05	0.0426	1,181,753.52
	4,027,155,650.05	0.0005	2,013,577.83
	70,888,822.00	0.1020	7,230,659.84
	2,817,010.68	6.5342	18,406,911.19
	48,605.83	0.8359	40,629.61
	2,007,785.84	4.8831	9,804,219.04
	232,300.00	1.7790	413,256.96
	94,353,059.04	0.0426	4,019,440.32
	5,846,638,298.80	0.0005	2,923,319.15
	1,700,436.98	0.0426	72,438.62
	6,862,205,609.54	0.0005	3,431,102.80
	10,350.00	1.779	18,412.44
	230,252.88	6.5342	1,504,518.37
	1,046,703.00	0.8359	874,939.04
	72,546.09	4.8831	354,249.81
	2,742,903.50	1.779	4,879,569.31
	92,000,964.36	0.0426	3,919,241.08
	568,915,000.00	0.0005	284,457.50

2

√ □

巨潮资讯 www.cninfo.com 中国证监会指定信息

1

	0	0
	7,138,913.71	-1,089.48

“ ”

1

1

		139		100.00%		
				49.00%		
				100.00%		
				100.00%		
				100.00%		
				99.00%		
		139		100.00%		
				74.00%		

cninf 巨潮资讯 www.cninfo.com 中国证监会指定信息

2

	51.00%	-100,686.66		-588,230.29

3

	5,679,682.10	2,746.12	5,682,428.22	7,832,230.36		7,832,230.36	7,018,279.21	7,502.69	7,025,781.90	8,790,712.38		8,790,712.38

	4,079,393.58	-503,433.29	-384,871.66	-1,565,833.58	4,210,449.99	-26,612.01	4,813.91	

2

3

	4.88%

4

1

/

/

		70,502.50	38,528.09
		84,866.67	
		4,873.20	3,818.78
		75,806.72	
		93,621.16	141,542.05

2 **/** **/**

3

		66,000.00	66,000.00

cninf 巨潮资讯 www.cninfo.com 中国证监会指定信息

4

	30,000,000.00	2012 12 21	2017 12 20	
	60,000,000.00	2016 04 17	2019 04 16	
	55,000,000.00	2016 09 23	2019 09 22	

Å L 9Î 2 O T• (™ J 0 Ó‘ È vÁ ¢ > L 9Î Ì • v J K& >l 6Ñ - 9 L€ œ ! CO Mı uñ cÁ á Z! ‘ Ó a NÍ 4Ö Ê Ö ï 8 4Ö Ê N DÃœáC$ðåGò‰•D£ ñA

2

1

2

1

2

3

1

2

	22,431,600.00
	0.00

3

4

1

cninf 巨潮资讯 www.cninfo.com 中国证监会指定信息网站

2

3

4

5

6

1

2

2

	636,423,988.13	137,417,887.70	-28,725,308.23	745,116,567.60
	421,965,376.34	99,417,742.66	-29,261,558.84	492,121,560.16
	6,482,917.37	-72,204.71		6,410,712.66
	12,405,920.34	621,831.85		13,027,752.19
	50,105,091.74	37,450,517.90	536,250.61	88,091,860.25
	7,607,151.56	5,617,577.69		13,224,729.25
	42,497,940.17	31,832,940.22	536,250.61	74,867,131.00
	1,402,096,459.12	99,065,568.07	-59,368,126.42	1,441,793,900.77
	453,694,812.99	9,754,640.42	-22,761,486.41	440,687,967.00

7

8

“ ”

cninf 巨潮资讯 www.cninfo.com 中国证监会指定信息网站

1

1

√ □

	6,447,632.00	3,223,816.00	50.00%	
	2,267,130.00	2,267,130.00	100.00%	
	1,808,999.00	904,499.50	50.00%	
	1,336,770.00	668,385.00	50.00%	
	1,328,438.00	664,219.00	50.00%	
	1,292,800.00	646,400.00	50.00%	
	1,285,000.00	642,500.00	50.00%	
	1,015,579.40	507,789.70	50.00%	
SANYO ELEVATORS PVT LTD	885,908.80	885,908.80	100.00%	
	17,668,257.20	10,410,648.00	--	--

√ □

cninf 巨潮资讯 www.cninfo.com 中国证监会指定信息网站

1			
1	109,592,310.88	5,479,615.55	5.00%
1	109,592,310.88	5,479,615.55	5.00%
1 2	21,116,733.25	2,111,673.33	10.00%
2 3	11,569,216.25	3,470,764.87	30.00%
3	14,978,937.69	11,223,925.51	74.93%
3 4	4,537,320.87	2,268,660.43	50.00%
4 5	7,431,758.68	5,945,406.94	80.00%
5	3,009,858.14	3,009,858.14	100.00%
	157,257,198.07	22,285,979.26	

□ √

		(%)			(%)	
	6,322,015.71	3.28		5,412,342.81	3.08	
	6,322,015.71	3.28		5,412,342.81	3.08	

2

6,021,682.88 132,892.20

3

	230,459.70

巨潮资讯 www.cninfo.com 中国证监会指定信息

		110,750.00			
		33,000.00			
		32,170.00			
		28,222.20			
		20,000.00			
	--	224,142.20	--	--	--

4

		(%)	
	9,804,219.03	5.08	490,210.95
	6,575,790.00	3.41	328,789.50
	6,447,632.00	3.34	3,223,816.00
Delhi Metro Rail Corporatin	6,212,671.62	3.22	310,633.58
	5,688,242.20	2.95	284,412.11
	34,728,554.85	18.00	4,637,862.14

2

1

	39,129,373.04	97.70%	4,442,533.31	11.35%	34,686,839.73	45,286,521.48	99.50%	4,258,367.14	9.40%	41,028,154.34
	921,816.36	2.30%	103,091.84	11.18%	818,724.52	228,076.00	0.50%	228,076.00	100.00%	0.00
	40,051,189.40	100.00%	4,545,625.15	11.35%	35,505,564.25	45,514,597.48	100.00%	4,486,443.14	9.86%	41,028,154.34

□ √

cninfo 巨潮资讯 www.cninfo.com 中国证监会指定信息网站

√ □

1			
1	6,178,230.24	308,911.51	5.00%
1	6,178,230.24	308,911.51	5.00%
1 2	9,138,784.40	913,878.44	10.00%
2 3	1,981,430.20	594,429.06	30.00%
3	3,977,883.60	2,625,314.30	66.00%
3 4	2,640,844.60	1,320,422.30	50.00%
4 5	160,735.00	128,588.00	80.00%
5	1,176,304.00	1,176,304.00	100.00%
	21,276,328.44	4,442,533.31	

□ √

√ □

		%			%	
	17,853,044.60	44.58		22,010,327.61	48.36	
	17,853,044.60	44.58		22,010,327.61	48.36	

2

223,974.01 0.00

3

	164,792.00

巨潮资讯 www.cninfo.com 中国证监会指定信息

		100,000.00			
		40,000.00			
		20,000.00			
	--	160,000.00	--		

3

	34,689,202.59		34,689,202.59	29,328,495.20		29,328,495.20
	34,689,202.59		34,689,202.59	29,328,495.20		29,328,495.20

1

	4,000,000.00			4,000,000.00		
	868,490.80			868,490.80		
	10,000,000.00			10,000,000.00		
	6,168,000.00			6,168,000.00		

2,238,253.40

1

√ □

	184,703.23	
	6,877,226.06	
	12,894,898.95	
	117,120.51	
	3,112,480.96	
	16,961,467.79	--

1 ——

1 ——

□ √

2

		/	/
	8.87%	0.2389	0.2389
	6.86%	0.1848	0.1848

3

1

□ √

2

□ √

3

4

cninf 巨潮资讯 www.cninfo.com 中国证监会指定信息

2017

cninf 巨潮资讯 www.cninfo.com 中国证监会指定信息